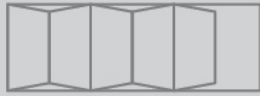



GRACILI MINIMAL SYSTEMS®



Technical Datasheet for **BI-FOLD DOORS 30mm and 40mm Series**



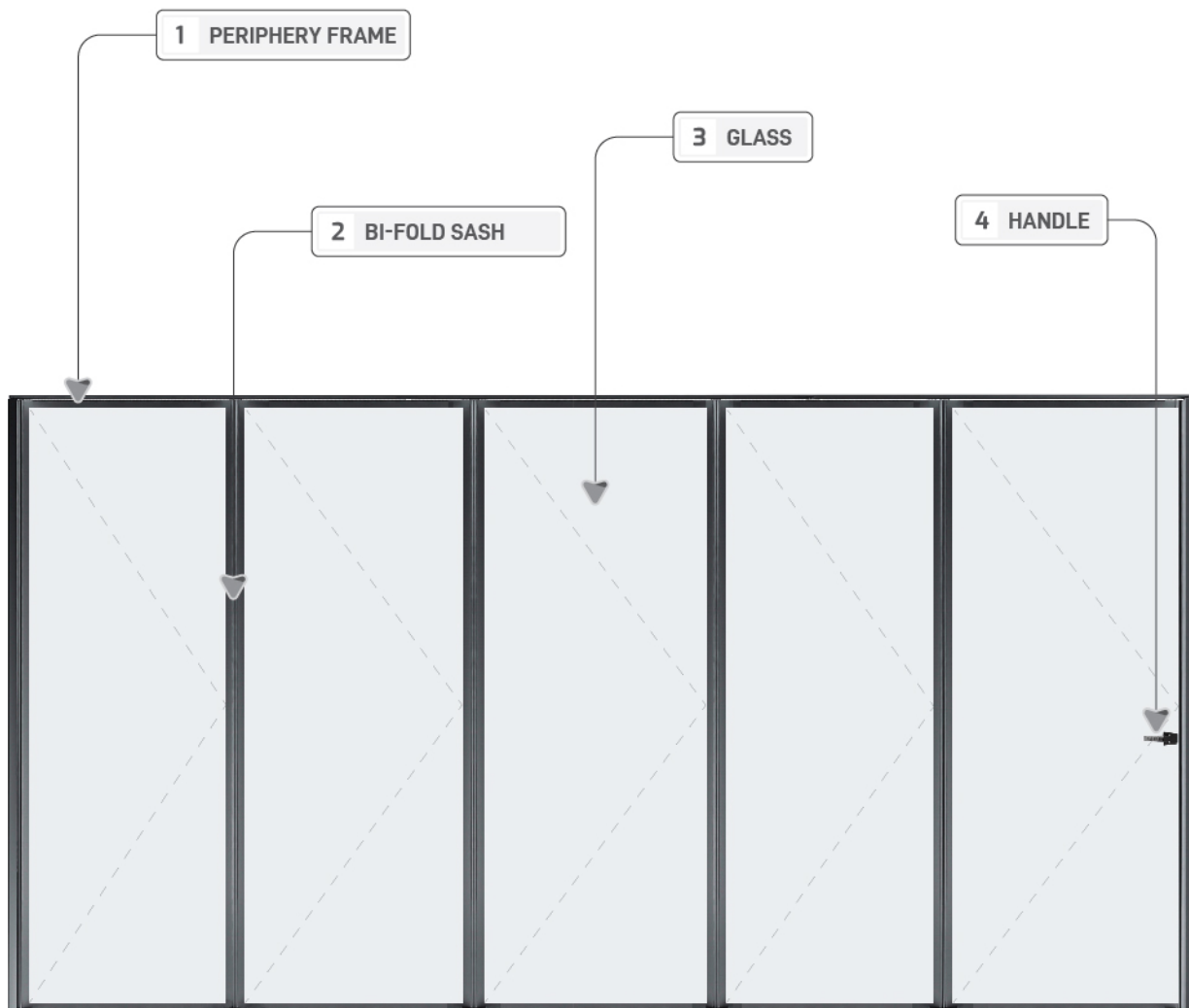


BI-FOLD DOORS

30mm and 40mm Series

Key Features

- ▶ Minimal Frame of 30mm and 40mm.
- ▶ Stackable in Many Options.
- ▶ Smooth Operable
- ▶ Embedded Bottom Frame with Concealed Drain Systems
- ▶ 100% Thermal break suitable for exterior and interior applications





BI-FOLD DOORS

30mm and 40mm Series

Technical Data

Facing Width from Centre Point:	1000mm in 30mm series
	1200mm in 40mm series
Maximum Openable Leaf Height:	3000mm in 30mm series
	4000mm in 40mm series
Maximum Openable Leaf Weight:	Multi Panels (No Limitation)

Weight

Maximum Sash (Each Panel) Weight:	110kg for 30mm series
	150kg for 40mm series
Finishes:	PPC, SDF, PVDF, Anodized or Customized colour Subject to Availability & overall quantity



BI-FOLD DOORS

30mm and 40mm Series

